RapiDeck



AMADIO&C®
BUILDING EQUIPMENT

RapiDeck











Protezione plastica
Protection en plastique
Plastic protection
Proteccion plastica
Kunststoffschutz

Sbalzo
Ménsula
Kragarm

Cantilever
Cantilever



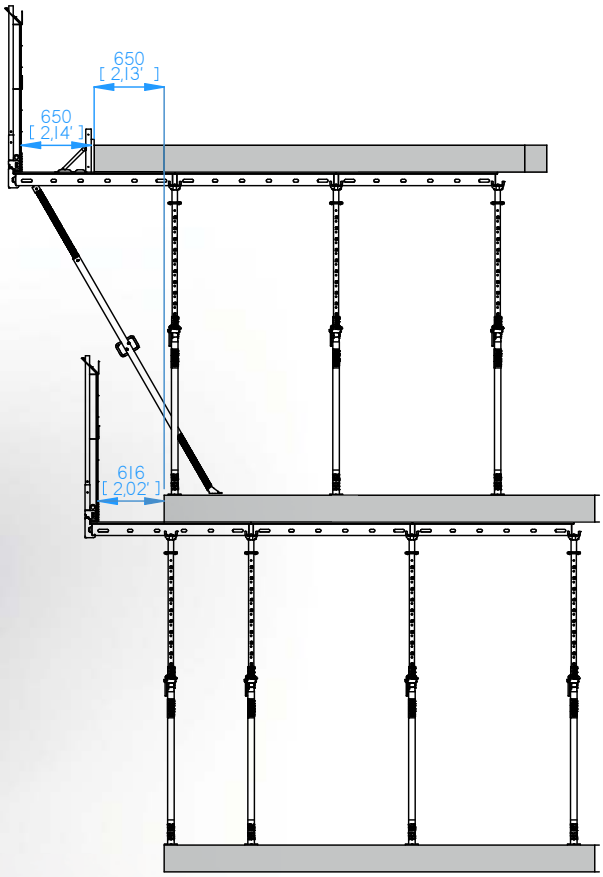



RapiDeck

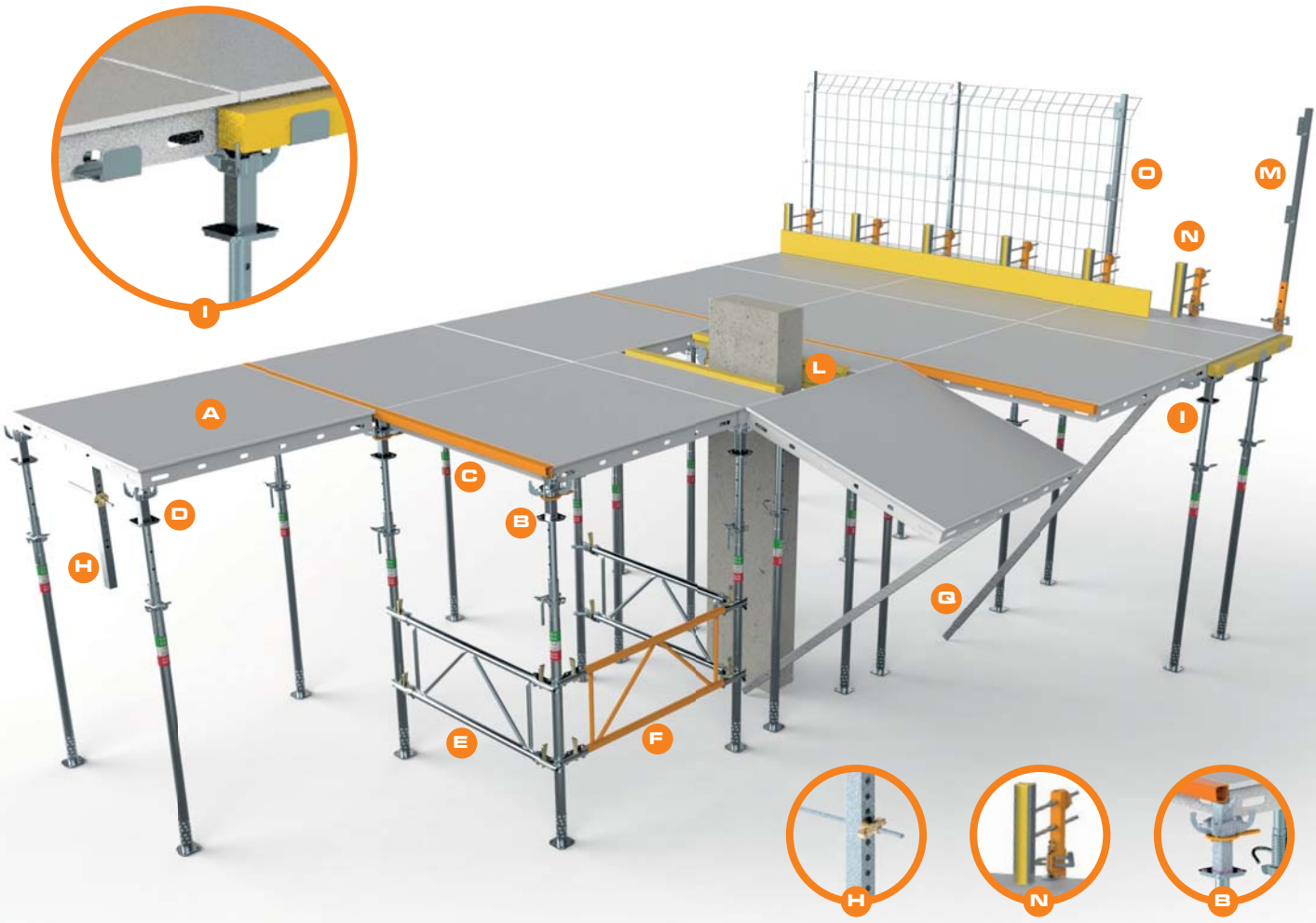



		art.	kg - lb
A	**Pannello verniciato** Panneau peint **Painted panel** Panel pintado **Tafel lackiert**	**L = 150-150 (4'11"- 4'11")** **L = 112-150 (3'8" - 4'11")** **L = 75-150 (2'5"- 4'11")** **L = 37-150 (1'3" - 4'11")** **L = 75-75 (2'5"- 2'5")** **L = 37-75 (1'3"- 2'5")** **L = 37-37 (1'3"- 1'3")**	**R11V** **R16V** **R12V** **R13V** **R14V** **R15V** **R18V**	**35,00 - 77,15** **25,00 - 55,10** **16,50 - 36,35** **11,00 - 24,25** **9,00 - 19,85** **5,50 - 12,10** **3,00 - 6,60**

			art.	kg - lb
B	**Testa cadente ЯD zincata** Tête de décintrement ЯD galva **Galvanized ЯD drop-head**	Cabezal caído ЯD galvanizado **Fallkopfsystem ЯD verzinkt**	**R31Z**	**5,30 - 11,70**
C	**Elemento di compensazione ЯD verniciato** Barre ЯD de compensation peint **Painted ЯD compensation bar**	Elemento de compensación ЯD pintado **Absenkelement ЯD lackiert**	**L = 150 (4'11")** **L = 112 (3'8")** **L = 75 (2'5")** **L = 37 (1'3")**	**R46V 3,00 - 6,60** **R49V 2,20 - 4,85** **R47V 1,50 - 3,30** **R48V 1,00 - 2,20**
D	**Testa fissa ЯD zincata** Tête fixe ЯD galva **Galvanized ЯD fix-head**	Cabezal fijo ЯD galvanizado **Fester Kopf ЯD verzinkt**	**R32Z**	**3,10 - 6,80**





			art.	kg - lb
E	**Collegamento puntelli 1,55 m verniciato** Cadre de connexion pour étais 1,55 m peint **Painted shore connection element of 1,55 m (5'1")**	Cercha pintada para puntales de 1,55 m **Verbindungselement für stützen 1,55 m lackiert**	**R63V**	**14,75 - 32,50**
F	**Collegamento puntelli 1,5 m zincato** Cadre de connexion pour étais 1,5 m galva **Galvanized shore connection element of 1,5 m (4'11")**	Cercha galvanizada para puntales de 1,5 m **Verbindungselement für stützen 1,5 m verzinkt**	**R54Z**	**14,10 - 31,10**

			art.	kg - lb
G	**Maniglia di collegamento ЯD verniciata** Clavette de connection ЯD peint **Painted ЯD connection handle**	Manilla de conexión ЯD pintada **Verbindungshebel ЯD lackiert**	**R36V**	**0,30 - 0,70**
H	**Supporto ЯD a parete zincato** Support ЯD à voile galva **Galvanized ЯD wall support**	Suporte galvanizado ЯD a pared **Wandhalterung ЯD verzinkt**	**R34Z**	**3,50 - 7,70**





			art.	kg - lb
I	**Supporto ЯD per compensi zincato** Support ЯD de compensation galva **Galvanized ЯD compensation support**	Suporte galvanizado ЯD para ajustes **Winkel ЯD für ausgleich verzinkt**	**R33Z**	**1,8 - 4,00**
L	**Trave ЯD per compensazione 1,5 m H20** Poutre de compensation ЯD 1,5 m H20 **Beam compensation ЯD 1,5 m (4'11") H20**	Viga de compensación ЯD 1,5 m H20 **Träger für kompensation D 1,5 m H20**	**R21Z**	**10,50 - 23,15**





			art.	kg - lb
M	**Parapetto ЯD a morsa zincato** Garde-corps à pince ЯD galva **Galvanized ЯD clamp parapet**	Mordaza parapeto ЯD galvanizada **Brustwehrung mit federschloss ЯD verzinkt**	**R37Z**	**9,20 - 20,30**
N	**Fermagetto ЯD a morsa verniciato** Etau bloque béton ЯD peint **Painted ЯD clamp forming support**	Mordaza de retención ЯD pintada **Zugbock mit federschloss ЯD lackiert**	**R38V**	**7,10 - 15,65**
P	**Contenitore ЯD per pannello zincato** Panier de stockage ЯD pour panneaux galva **Galvanized ЯD rack for panels**	Contenedor ЯD para paneles galvanizado **Stapelpalette ЯD für tafeln verzinkt**	**R41Z**	**27,00 - 59,50**
O	**Protezione in rete ЯD zincato** Protection grillagée ЯD galva **Galvanized mesh protection ЯD**	Rejilla de protección ЯD galvanizada **Verzinkt schutzgitter ЯD**	**R37ZR**	**11,20 - 24,70**
Q	**Asta telescopica zincata** Barre télescopique galva **Galvanized telescopic bar**	Extensión telescópica galvanizada **Teleskopstock verzinkt**	**R35Z**	**4,00 - 8,80**





Specifiche tecniche
Technical specifications
Technische Spezifikationen

Données techniques
Detalles tecnicos



Trave ЯD per compensazine
1,5 m H20
Poutre de compensation ЯD
1,5 m H20
Beam compensation ЯD
1,5 m (4’11”) H20
Viga de compensación ЯD
1,5 m H20
Träger für kompensation ЯD
1,5 m H20



Maniglia di collegamento ЯD
Clavette de connection ЯD
ЯD connection handle
Manilla de conexión ЯD
Verbindungshebel ЯD



Testa cadente ЯD
Tête de décintrement ЯD
ЯD drop-head
Cabezal caído ЯD
Fallkopfsystem ЯD



Collegamento puntelli
Cadre de conexion pour étais
Shore connection element
Cercha para puntales
Verbindungselement für stützen



Parapetto ЯD a morsa
Garde-corps à pince ЯD
ЯD clamp parapet
Mordaza parapeto ЯD
Brustwehrung mit federschloss ЯD



Supporto ЯD per parete
Support ЯD de voiles
ЯD wall support
Suporte ЯD de pared
Stützwand ЯD

Sequenza di montaggio
Assembling sequence
Montage Sequenz

Séquences de montage
Secuencia de montaje



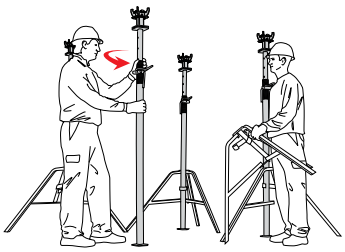

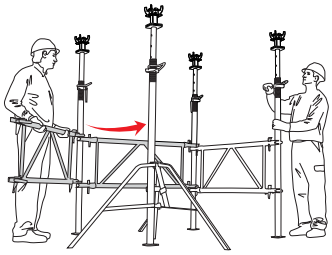

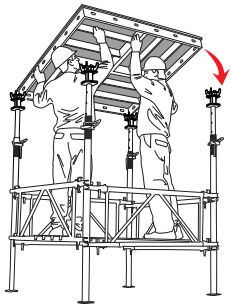

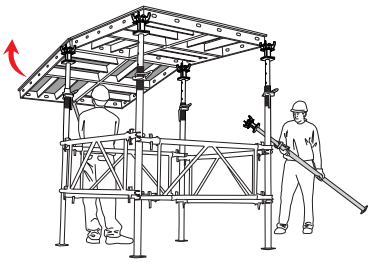

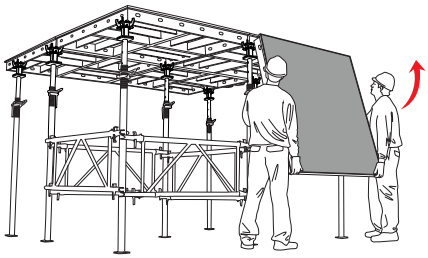

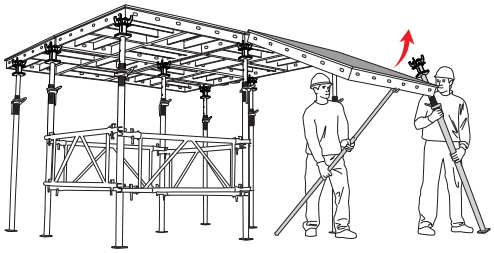

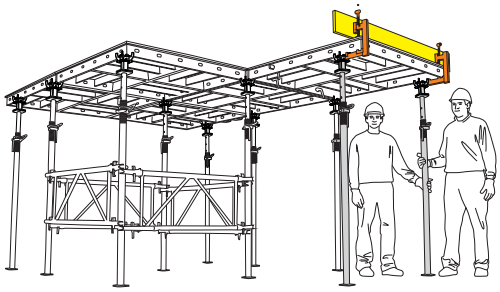



Testa cadente
Tête de décintrement
Drop-head

Cabezal caído
Fallkopfsystem







Inizio smontaggio
Beginning of the disassembly
Anfang Abbau

Début démontage
Principio del desmontaje

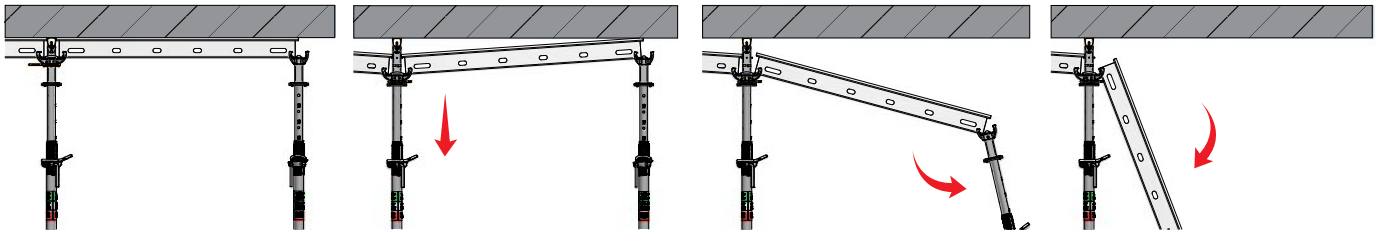







RapiDeck

***Analisi dei carichi secondo DIN 4421:** *Analyse des charges suivant DIN 4421: ***Loads analysis following DIN 4421:** *Análisis de las fuerzas según DIN 4421: ***Lastenanalyse nach DIN 4221:**	**Carico variabile** Charge variable **Variable load** Carga variable **Variabele Belastung** **p_v = 0,75 kN/m²**
Calcestruzzo Béton **Concrete** Concreto **Beton** **p_{cls} = 25 kN/m³ x d (m)** p_{cls} = 165,5 lb/ft³ x d (ft)	**Cassaforma/Peso proprio** Coffrage/ Poids propre **Wall-Form/Own weight** Encofrado/peso proprio **Schalung/Eigen Gewicht** **g = 0,16 kN/m²** g = 3,34 lb/ft²
Carico Totale / Charge Totale / **Total Load** / Carga Total / **Gesamtbelastung**	**q*=g + pcls + pv**

1 kN=102 kg

Solai in c.a. **soletta piena spessore** Plànchers en c.a. à dalle pleine épaisseur **Concrete decking** **full deck thickness** Loza de concreto volumen lleno espesor **Decke in Stahlbeton** **Plattendecke von**		**Carico q*** Charge q* **Load q*** Carga q* **Belastung q***		**Pannello 150 x 150** Panneau 150 x 150 **Panel 150 x 150**		Panel 150 x 150 **Tafel 150 x 150**	
				Carico puntello Charge étai **Prop load** Carga puntal **Stützen belastung**		**Planarità secondo:** Platitude suivant: **Flatness following:** Planaridad según: **Flachheit nach:**	**DIN 18202**
cm	**inch**	**(kN/m²)**	**(lb/ft²)**	**kN**	**lb**	**mm**	**inch**
10	3,9	**3,4**	71,2	**7,7**	1.725	**<2**	<0,078
12	4,7	**3,9**	81,6	**8,8**	1.978	**<2**	<0,078
14	5,5	**4,4**	92,1	**9,9**	2.231	**<2**	<0,078
16	6,3	**4,9**	102,5	**11,0**	2.484	**<2**	<0,078
18	7,1	**5,4**	113,0	**12,2**	2.736	**<3**	<0,118
20	7,9	**5,9**	123,4	**13,3**	2.989	**<3**	<0,118
22	8,7	**6,4**	133,8	**14,4**	3.242	**<3**	<0,118
24	9,4	**6,9**	144,3	**15,5**	3.495	**<4**	<0,157
26	10,2	**7,4**	154,7	**16,7**	3.748	**<4**	<0,157
28	11,0	**7,9**	165,2	**17,8**	4.001	**<4**	<0,157
30	11,8	**8,4**	175,6	**18,9**	4.254	**<4**	<0,157
35	13,8	**9,7**	201,7	**21,7**	4.886	**<4**	<0,157
40	15,7	**10,9**	227,8	**24,5**	5.519	**<5**	<0,196
POSIZIONARE UN PUNTELLO AGGIUNTIVO AL CENTRO DEL PANNELLO PLACER UN ETAI SUPPLEMENTAIRE AU MILIEU DU PANNEAU ADD AN EXTRA PROPS ON THE CENTER OF THE PANEL				**AGREGAR UN PUNTAL EXTRA EN EL CENTRO DEL PANEL HINZUFÜGEN EINER ZUSÄTZLICHEN STÜTZE IN DER MITTE DES PANELS**			
45	17,7	**12,2**	253,9	**13,7**	3.075	**<2**	<0,078
50	19,7	**13,4**	280,0	**15,1**	3.392	**<2**	<0,078
55	21,7	**14,7**	306,1	**16,5**	3.708	**<2**	<0,078
60	23,6	**15,9**	332,2	**17,9**	4.024	**<3**	<0,118
65	25,6	**17,2**	358,3	**19,3**	4.340	**<3**	<0,118
70	27,6	**18,4**	384,4	**20,7**	4.656	**<3**	<0,118
75	29,5	**19,7**	410,5	**22,1**	4.972	**<3**	<0,118
80	31,5	**20,9**	436,6	**23,5**	5.288	**<3**	<0,118











Montare almeno un (1) supporto a parete (cod. R34Z) ogni tre (3) pannelli perimetrali.
Monter au moins un (1) support à voile (code R34Z) chaque trois (3) panneaux périmétrals.
Install at least one (1) wall support (code R34Z) every three (3) perimetrical panels.
Instale por lo menos un (1) suporte a pared (cód. R34Z) cada três (3) paneles perímetrales.
Mindestens eine (1) Wandhalterung (art. R34Z) aufbauen für jede drei (3) Umfangsprofile

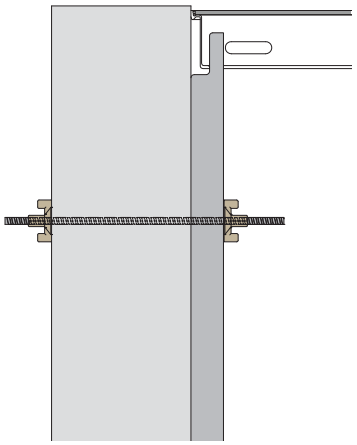



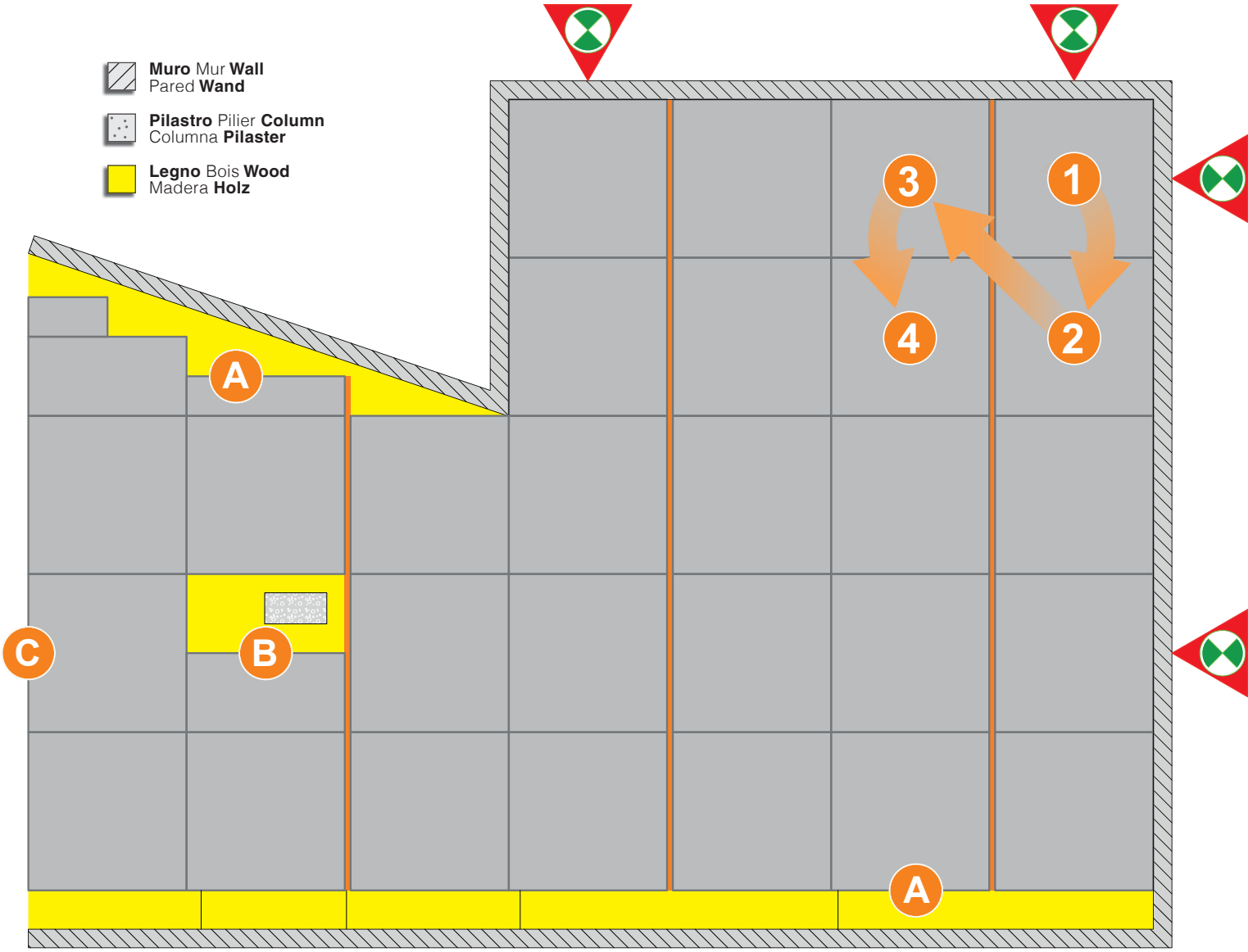

Compensazioni
Compensaciones
Ausgleich

Compensations
Compensations

A

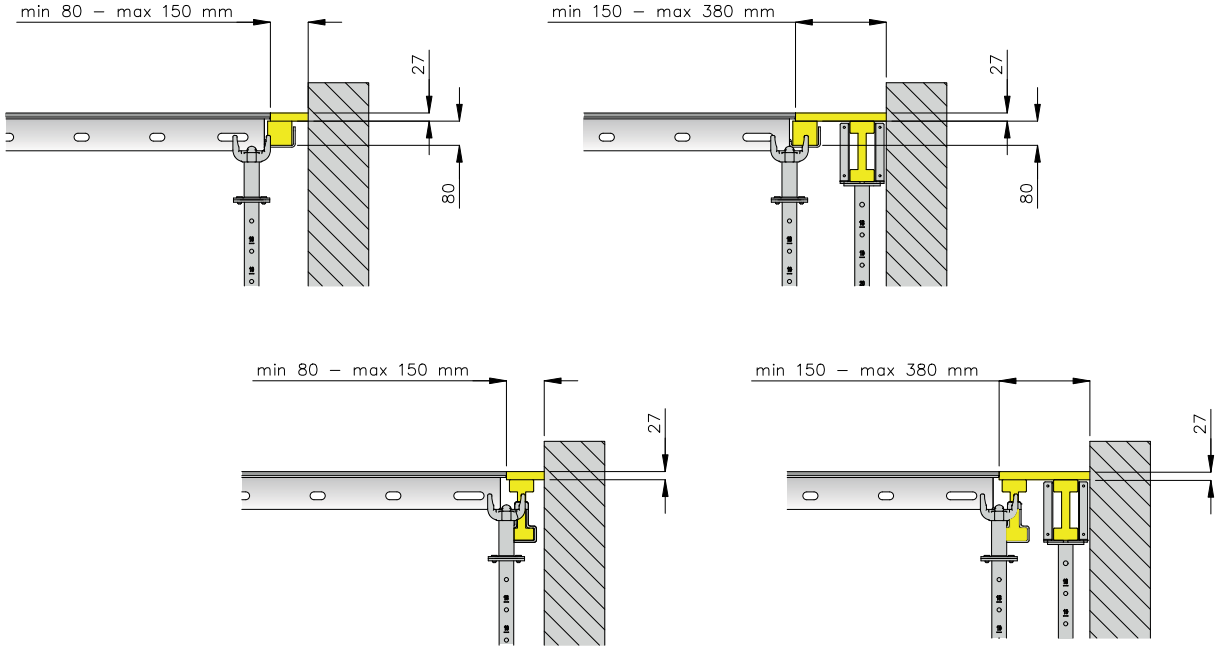

B

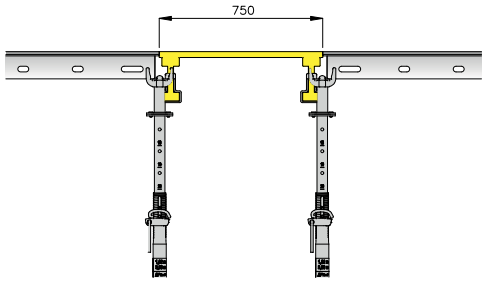



C

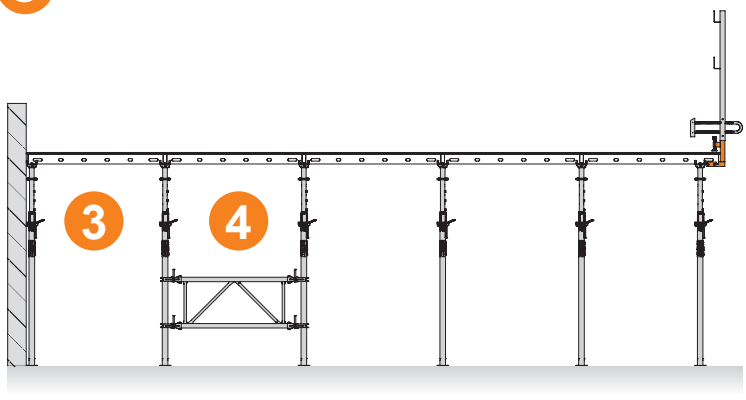





AMADIO&C®
BUILDING EQUIPMENT

Amadio & C S.p.A.
Via dell'Industria, 10/12 Z.I.
36050 Quinto Vicentino (VI) - Italy
+39 0444 357199
info@amadio.com - www.amadio.com

REV 2026/11